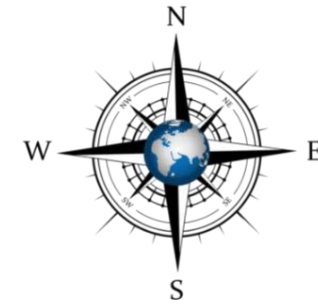




and back to the desk for
interior planning ...



PROSPECTUS

2025- 2026

STUDY INTERIOR DESIGN WITH

fns Interior Design Academy

an initiative of

fns – Interior Design Studio [®]



INDEX

WELCOME	03 - 04
OUR PHILOSOPHY	05
EDUCATOR	06
OUR COURSES	07- 08
OUR ACCREDITATION	09
COURSE UNITS & CONTENT	10- 15
FURTHER STUDIES	16
FLEXIBLE STUDY OPTIONS	17
SOFTWARE & COURSE ESSENTIALS	18
FAQS	19
GETTING STARTED	20


Welcome to the fns Interior Design Academy Prospectus!


At fns Interior Design Academy, an initiative of fns Interior Design Studio , we are passionate about delivering comprehensive Interior Design programs. Our flagship offering is an extensive **One-Year Interior Design Diploma**, typically completed within 16 months, providing a comprehensive and in-depth learning experience. While our head office is in Karachi, Pakistan, and we operate as a proudly registered Pakistani company, we specialize in providing world-class online education that reaches aspiring designers globally. Our innovative learning platform and meticulously crafted courses are designed to equip you with everything needed to thrive in the dynamic world of interior design.

For our online students, we offer the ultimate flexibility to study from anywhere, at your own pace and time. Our expert instructors, including live session leaders currently based in Istanbul, provide a rich and interactive learning experience.

With fns Interior Design Academy, you will benefit from:

- The essential skills and knowledge required to become a successful interior designer, whether for a full-time, part-time, or freelance career, or simply to cultivate an exciting new hobby.
- Extensive support available throughout your studies from various dedicated resources.



- 
- Personalized guidance from dedicated tutors, available 6 days a week during scheduled hours.
 - Detailed and tailored feedback on all your assignments and image submissions.
 - Access to our dedicated Student Support team, available 24 hours a day, 7 days a week.
 - Membership in our exclusive social media group, designed specifically for our students to connect and collaborate.

Certification Options:

- We offer flexible certification pathways to suit your aspirations:
- Sindh Board of Technical Education (SBTE) -Affiliated Degree: For those seeking formal academic recognition, our comprehensive Unit 6 program is proudly affiliated with the Sindh Board of Technical Education (SBTE). Successful completion of this program leads to a recognized Interior Design degree.
- Direct Institutional Certificate: Alternatively, you can opt for a direct Institutional Certificate from fns Interior Design Academy. This option provides the exact same high-quality curriculum, expert instruction, and robust support as our degree program, offering flexibility for your professional journey without the SBTE affiliation requirement.
- Please note that the fee for the direct Institutional Certificate is slightly higher than the SBTE-affiliated program.



OUR PHILOSOPHY

This program is thoughtfully designed for a diverse audience: from busy individuals on the move and ambitious go-getters balancing a side hustle, to **stay-at-home parents** looking to renovate their own home, or **those with a passion for home staging as a hobby**. It also perfectly prepares individuals seeking a refreshing career in design.

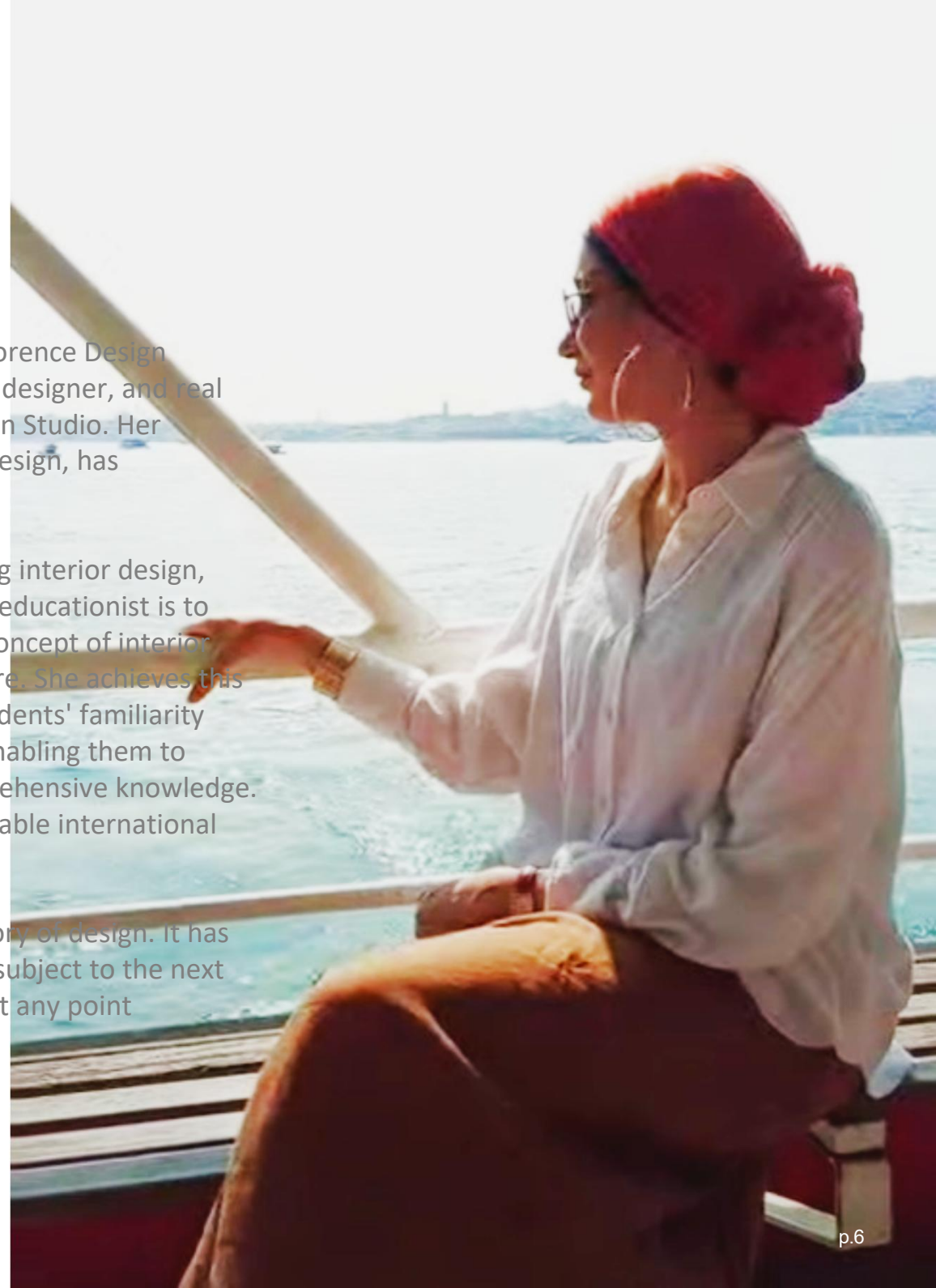
For our online students, we offer the ultimate flexibility to study from anywhere, at your own pace and time. Our expert instructors, including live session leaders currently based in Istanbul, are dedicated to providing a rich and interactive learning experience.

EDUCATOR

Faiza Naeem Syed, Master's Graduate in Interior Design from Florence Design Academy, Firenze, Italy; a renowned interior designer, furniture designer, and real estate consultant, is the visionary founder of fns – Interior Design Studio. Her extensive expertise, coupled with an understated approach to design, has established her as a trusted and recognized industry expert.

As a Senior Lecturer, she has dedicated over **10 years** to teaching interior design, both nationally and internationally. Her primary objective as an educationist is to significantly contribute to academia by further developing the concept of interior design theory and emphasizing its importance within architecture. She achieves this by conducting dedicated studios that integrate and enhance students' familiarity with interior design terminology, techniques, and vocabulary, enabling them to effectively utilize both their manual and digital skills with comprehensive knowledge. Above all, she serves as a mentor, facilitating students with valuable international exposure.

The course content is entirely unique, based on her distinct theory of design. It has been meticulously designed to elevate your knowledge of each subject to the next level and can be purchased either at the time of enrollment or at any point throughout your learning journey.

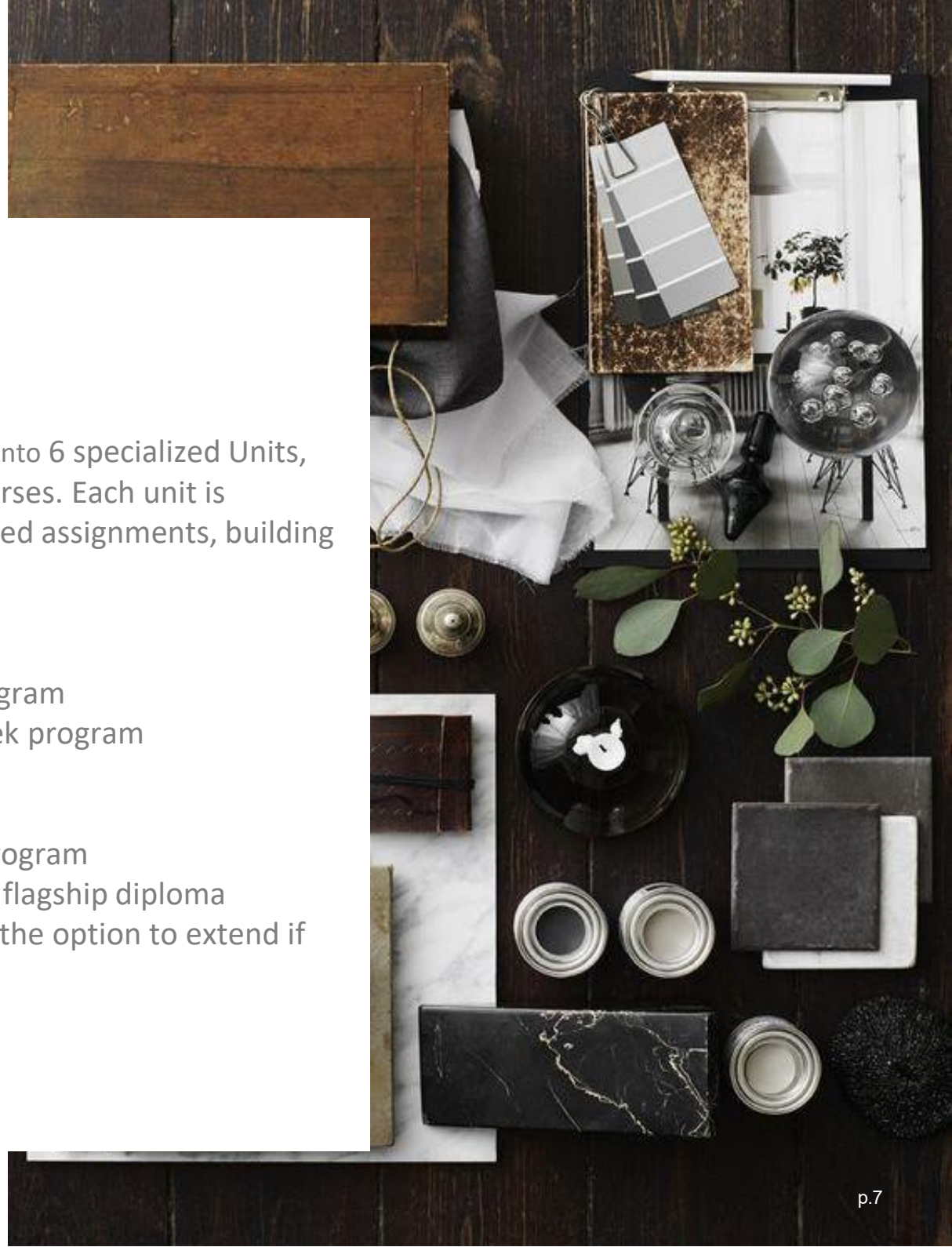



OUR COURSES

Our comprehensive Interior Design programs are structured into 6 specialized Units, available through both our online and on-campus courses. Each unit is designed to provide you with knowledge and skill-based assignments, building progressively.

Here's an overview of our unit structure:

- Unit 1: Interior Design Certificate – an 8-week program
- Unit 2: Auto CAD for Interior Designers – a 10-week program
- Unit 3: Revit Architecture – a 10-week program
- Unit 4: 3ds Max + Vray – a 10-week program
- Unit 5: Interior Design Diploma – a 24–30-week program
- Unit 6: One-Year Diploma in Interior Design – This flagship diploma typically takes up to 16 months to complete, with the option to extend if required.





Throughout your chosen course, you will be educated in all aspects of interior design by highly experienced professional interior designers and educators. Our curriculum is cutting-edge, meticulously crafted, and written by some of the best working interior designers in the industry. The aim of our courses is to provide you with the comprehensive knowledge and practical skills required for a successful career as a professional interior designer or to excel as a keen hobbyist. To help you achieve this, you will be paired with a personal tutor for the duration of your course, who will be available to provide support 3 days a week during your scheduled hours.



OUR ACCREDITATION FOR ONE YEAR DIPLOMA IN INTERIOR DESIGN

We are deeply committed to delivering the highest quality service and learning experience available online. To provide you with peace of mind and confidence in studying with us, we are proud to hold accreditation with the Sindh Board of Technical Education.

SBTE (Sindh Board of Technical Education)





UNIT 1 – Interior Design Workshop for Beginners

Course Category – Certificate

Mode – Online

Course – Interior Design

Duration – 8 Weeks

Classes – 2-3 Days / Week

Fee – 120 USD

Week 1: Introduction to Interior Design

Week 2: Design Styles and Themes

Week 3: Color Theory and Application

Week 4: Furniture, Fixtures, and Equipment (FF&E)

Week 5: Textiles and Materials

Week 6: Lighting Design

Week 7: Manual Drafting Tools

Week 8: Final Project and Presentation

Course Outcome

By the end of this course, students will:

- Understand fundamental principles and elements of interior design.
- Be familiar with different interior design styles and how to apply them.
- Have a solid grasp of color theory and its practical applications.
- Know how to select and arrange furniture, fixtures, and equipment.
- Be proficient in choosing textiles and materials for various design needs.
- Understand the basics of lighting design and its impact on interior spaces.
- Be capable of using manual drafting tools to create detailed floor plans and elevations.
- Have completed a comprehensive interior design project, demonstrating their ability to plan, design, and present a space effectively.



UNIT 2 – AutoCAD for Interior Designer's

Course Category – Certificate

Mode – Online

Course – Interior Design

Duration – 8 Weeks

Classes – 2-3 Days / Week

Fee – 125 USD

Week 1: Introduction to AutoCAD

Week 2: Basic Drawing and Editing Tools

Week 3: Advanced Drawing Techniques

Week 4: Creating and Managing Blocks

Week 5: Dimensioning and Annotations

Week 6: Layouts and Plotting

Week 7: Advanced Editing and Customization

Week 8: Final Project and Presentation

Course Outcome

By the end of this course, students will:

- Have a thorough understanding of the AutoCAD interface and basic navigation.
- Be able to create and edit basic and advanced shapes and drawings.
- Understand and effectively use layers, blocks, and external references.
- Be proficient in dimensioning and annotating drawings.
- Know how to set up layouts, viewports, and print/export drawings.
- Have the skills to customize the AutoCAD workspace to improve efficiency.
- Complete a comprehensive final project demonstrating their ability to use AutoCAD tools and techniques proficiently.



UNIT 3- AutoDesk Revit Architecture

Course Category – Certificate

Mode – Online

Course – Interior Design

Duration – 8 Weeks – 10 Weeks

Classes – 2-3 Days / Week

Fee – 125 USD

Week 1: Introduction to Revit Architecture

Week 2: Basic Building Elements

Week 3: Interior Design Elements

Week 4: Advanced Modeling Techniques

Week 5: Views and Visualization

Week 6: Documentation and Annotations

Week 7: Collaboration and Workflow

Week 8: Final Project and Presentation

Course Outcome

By the end of this course, students will:

- Have a thorough understanding of the Revit Architecture interface and basic navigation.
- Be able to create and modify basic building elements such as walls, floors, and ceilings.
- Understand how to add and customize interior design elements and furnishings.
- Be proficient in advanced modeling techniques including stairs, railings, and curtain walls.
- Know how to create and manage views, including 3D renderings and visualizations.
- Be capable of documenting a project with dimensions, annotations, and schedules.
- Understand collaboration tools and best practices for working with teams.
- Complete a comprehensive final project demonstrating their ability to use Revit Architecture for interior design proficiently.



UNIT 4 – AutoDesk 3ds Max + Vray

Course Category – Certificate

Mode – Online

Course – Interior Design

Duration – 8 - 10 Weeks

Classes – 2-3 Days / Week

Fee – 150 USD

Week 1: Introduction to 3Ds Max

Week 2: Basic Modeling Techniques

Week 3: Advanced Modeling Techniques

Week 4: Materials and Textures in 3Ds Max

Week 5: Introduction to V-Ray

Week 6: Advanced Lighting Techniques with V-Ray

Week 7: Advanced Materials and Textures with V-Ray

Week 8: Rendering Techniques with V-Ray

Week 9: Post-Production and Compositing

Week 10: Animation Basics in 3Ds Max

Week 11: Final Project Development

Week 12: Project Presentation and Review

Course Outcome

By the end of this course, students will:

- Have a solid understanding of the 3Ds Max interface and basic navigation.
- Be able to create and modify complex 3D models for interior design.
- Understand how to apply materials and textures using both 3Ds Max and V-Ray.
- Be proficient in advanced lighting techniques to create realistic interior scenes.
- Know how to set up and optimize renders using V-Ray.
- Be capable of post-production and compositing to enhance rendered images.
- Understand basic animation techniques for creating walkthroughs.
- Complete a comprehensive final project demonstrating their ability to design, render, and present interior spaces effectively.



UNIT 5 – Diploma in Interior Design (6- Months)

Course Category – Diploma

Mode – Online

Course – Interior Design

Duration – 30 - 36 Weeks

Classes – 2-3 Days / Week

Fee – 750 USD

Month 1: Introduction to Interior Design

Month 2: Design Styles and Concepts

Month 3: Color Theory and Lighting Design

Month 4: Furniture, Fixtures, and Materials

Month 5: Introduction to AutoCAD

Month 6: Advanced AutoCAD and Final Project

Portfolio Development

Course Outcome

By the end of this course, students will:

- Have a comprehensive understanding of interior design principles and elements.
- Be familiar with various interior design styles and trends.
- Understand color theory and its application in interior design.
- Be proficient in lighting design and its impact on interior spaces.
- Know how to select and arrange furniture, fixtures, and materials.
- Be skilled in using AutoCAD for creating detailed interior design drawings, including plans, elevations, and sections.
- Complete a comprehensive final project demonstrating their ability to plan, design, and present an interior space effectively.
- Develop a professional portfolio showcasing their best work, ready for presentation to potential clients or employers.



UNIT 6 – One year diploma in interior Design (Extensive)

Course Category – Certificate

Mode – Online

Course – Interior Design

Duration – 52 - 65 Weeks

Classes – 2-3 Days / Week

Fee – 1550 USD (Board affiliated)

Module 1: Foundations of Interior Design (Months 1-4)

Month 1: Introduction to Interior Design

Month 2: Design Styles and Concepts

Month 3: Color Theory and Lighting Design

Month 4: Furniture, Fixtures, and Materials

Module 2: Technical Skills and Software Training (Months 5-8)

Month 5: AutoCAD

Month 6: 3Ds Max / Revit Architecture

Month 7: Revit Architecture/ 3Ds Max

Month 8: Photoshop and InDesign

Module 3: Advanced Design and Practical Applications (Months 9-12)

Month 9: Advanced Space Planning and Ergonomics

Month 10: Sustainable and Eco-friendly Design

Month 11: Project Management and Client Relations

Month 12: Real-world Design Projects

Module 4: Portfolio Development and Final Project (Months 13-16)

Month 13: Portfolio Development

Month 14: Final Project Planning

Month 15: Final Project Execution

Month 16: Final Project Presentation and Review

Course Outcome

By the end of this course, students will:

- Understand fundamental principles and elements of interior design.
- Be familiar with different interior design styles and how to apply them.
- Have a solid grasp of color theory and its practical applications.
- Know how to select and arrange furniture, fixtures, and equipment.
- Be proficient in choosing textiles and materials for various design needs.
- Understand the basics of lighting design and its impact on interior spaces.
- Be capable of using manual drafting tools to create detailed floor plans and elevations.
- Have completed a comprehensive interior design project, demonstrating their ability to plan, design, and present a space effectively.



FURTHER YOUR STUDIES

Optional Advanced Units & Specializations

To further enhance your expertise and specialize in specific areas of interior design, we offer a wide range of optional customized units available for purchase. These units are designed to expand your knowledge beyond the core curriculum and include:

- Home Staging
- Commercial Design
- Kitchen & Bathroom Design
- Invitation Cards
- Business Cards
- Catalogue Making
- CV Design
- Interior Blog Writing
- Interior Photography

To undertake these specialized units, you will need to have the relevant design software installed and possess operational knowledge of how to use them. Each of these units can be tailored in a customized manner to meet your specific learning objectives.



FLEXIBLE STUDY OPTIONS

The fns Online Learning Experience

®

Studying online with fns Interior Design Academy is designed to be effortless and integrate seamlessly with your lifestyle. Our online courses are completely self-paced, giving you the flexibility to choose exactly when and where you study.

This program is thoughtfully designed for a diverse audience: from busy individuals on the move and ambitious go-getters balancing a side hustle, to stay-at-home parents looking to renovate their own home, or those with a passion for home staging as a hobby. It also perfectly prepares individuals seeking a refreshing career in design. Our expert instructors, including live session leaders currently based in Istanbul, are dedicated to providing a rich and interactive learning experience.

We are committed to providing robust student support, available **5 days a week**. Your dedicated tutor will guide you closely through each step of your course, offering personalized and constructive feedback on all your submitted work. Should you have any questions regarding your course material or assignments, simply send your tutor a quick message via the student website, and they will provide a prompt response.



SOFTWARE & COURSE ESSENTIALS

Our comprehensive programs incorporate training in essential industry software to equip you with modern design skills. This includes:

- AutoCAD
- Revit Architecture
- 3ds Max + Vray
- MS Office
- InDesign
- Photoshop

Previous experience in the design field is not necessary to enroll in our courses. Our programs are developed for individuals who wish to practice interior design as a hobby, expand their existing knowledge, or become a working professional soon.

Throughout your course, you will be required to submit various practical assignments, including diagrams, mood boards, sample boards, color schemes, and illustrated plans. A pencil, ruler, and paper are recommended as a minimum for completing these tasks. Aside from these basic tools, we only require that you have access to a computer with a reliable internet connection, and, most importantly, that you bring all your enthusiasm and passion to succeed in what you love.

For your convenience, the student site, course materials, and tutor access are all fully functional across a range of devices. You can seamlessly access your learning environment from a Mac or PC, as well as on all popular mobile and tablet devices, including iPads.



FREQUENTLY ASKED QUESTIONS

How long do I have to complete the course? Our courses are designed to be self-paced, offering you maximum flexibility. For the one-year program, we recommend dedicating an average of 4-6 hours per week over 48 weeks. However, many students take up to one year to complete their studies due to family or work commitments, and you have the flexibility to extend if needed.

How do I communicate with my tutor? You can easily contact your dedicated tutor at any time through our secure student website, which you will gain access to upon enrollment. Your tutor's primary role is to assess your assignments, provide personalized feedback, and answer any questions you may have about the course content.


Do I have to attend any physical classes? No, our courses are completed entirely online. This means there are no physical classes to attend, allowing you to study in your own time and at your own pace from anywhere in the world.

Do I need a background in interior design? No, a background in interior design is not required. Our courses are specifically designed to accommodate students with little or no prior experience in the field, guiding you from foundational concepts to advanced skills.

When can I start my course? Our short courses offer maximum flexibility, allowing you to enroll and begin your studies at any time throughout the year. For our flagship One-Year Diploma program, new sessions commence twice a year, with intakes beginning every Fall and Spring.

What if I need more time to complete my course? If you require additional time beyond the standard duration, you can purchase one of our affordable extensions. We currently offer 2, 6, and 12-month extension options. Alternatively, purchasing an Advanced Unit also comes with a complimentary 6-month extension.

Can I purchase the Advanced Modules as a stand-alone course? No, our Advanced Modules are not offered to the public as stand-alone courses. They are exclusively available for purchase by students currently enrolled in our diploma programs.





fns Interior Design Academy

PROSPECTUS | 2025- 2026

Contact: +90 501 002 3179 (Turkey)

Contact : +92 333 003 3026 (Pakistan)

fnsinteriordesignacademy.com